































Short-term forecast
































Today

24-02-2020














			 °C	 %	 hPa	 km/h	 mm/h	 °C
1 h		Overcast	15.2	68	1018.7	20.1 ▼	0.0	15.2
2 h		Overcast	14.8	70	1019.0	19.9 ▼	0.0	14.8
3 h		Overcast	14.4	72	1019.2	19.8 ▼	0.0	14.4
4 h		Overcast	13.8	75	1019.0	19.6 ▼	0.0	13.8
5 h		Overcast	13.4	77	1019.5	19.4 ▼	0.0	13.4
6 h		Overcast	13.3	76	1020.3	19.7 ▼	0.0	13.3
7 h		Overcast	13.2	72	1021.6	20.0 ▼	0.0	13.2
8 h		Overcast	14.0	67	1021.9	19.4 ▼	0.0	14.0
9 h		Overcast	15.8	61	1021.5	17.1 ▼	0.0	15.8
10 h		Overcast	18.1	55	1020.9	13.8 ◀	0.0	18.1
11 h		Overcast	20.2	50	1020.1	10.9 ◀	0.0	20.2
12 h		Overcast	21.9	44	1019.1	9.0 ◀	0.0	21.9
13 h		Overcast	23.2	39	1018.1	7.7 ◀	0.0	23.2
14 h		Overcast	24.1	35	1017.2	7.1 ◀	0.0	24.1
15 h		Overcast	25.7	29	1016.4	7.9 ◀	0.0	25.7
16 h		Overcast	25.4	29	1015.4	9.3 ▶	0.0	25.4
17 h		Overcast	24.8	31	1015.3	9.6 ▶	0.0	24.8
18 h		Overcast	23.1	35	1015.7	8.0 ▶	0.0	23.1
19 h		Mostly Cloudy	21.2	40	1017.1	5.7 ▶	0.0	21.2
20 h		Mostly Cloudy	19.6	45	1017.8	4.0 ▶	0.0	19.6
21 h		Mostly Cloudy	18.5	48	1018.2	3.9 ▶	0.0	18.5
22 h		Overcast	17.6	51	1019.0	4.5 ◀	0.0	17.6
23 h		Overcast	16.8	55	1019.5	5.1 ◀	0.0	16.8

Tomorrow

25-02-2020

			 °C	 %	 hPa	 km/h	 mm/h	 °C
0 h		Overcast	16.1	60	1019.4	5.5 ◀	0.0	16.1
1 h		Mostly Cloudy	15.4	65	1019.2	5.9 ◀	0.0	15.4
2 h		Mostly Cloudy	14.8	71	1019.1	6.2 ◀	0.0	14.8
3 h		Partly Cloudy	14.2	75	1019.1	6.0 ◀	0.0	14.2
4 h		Clear	13.7	79	1019.4	5.7 ◀	0.0	13.7
5 h		Clear	13.6	82	1019.6	5.6 ◀	0.0	13.6
6 h		Clear	14.1	84	1019.7	5.7 ▲	0.0	14.1
7 h		Clear	14.8	82	1019.6	6.0 ▲	0.0	14.8
8 h		Clear	16.2	79	1019.4	6.4 ▲	0.0	16.2
9 h		Clear	17.8	74	1018.9	7.2 ▶	0.0	17.8
10 h		Clear	20.1	66	1018.0	8.1 ▼	0.0	20.1
11 h		Clear	22.2	59	1017.0	8.8 ▼	0.0	22.2
12 h		Clear	23.8	52	1015.8	9.0 ▼	0.0	23.8
13 h		Clear	25.7	45	1014.5	9.0 ▼	0.0	25.7
14 h		Clear	26.8	40	1013.5	9.0 ▼	0.0	26.8
15 h		Clear	27.2	38	1012.5	9.4 ▼	0.0	27.2
16 h		Partly Cloudy	26.7	40	1012.0	9.8 ▼	0.0	26.7
17 h		Mostly Cloudy	25.9	44	1011.9	9.9 ▼	0.0	25.9
18 h		Mostly Cloudy	24.5	48	1012.3	9.5 ▼	0.0	24.5
19 h		Mostly Cloudy	22.9	53	1013.4	8.7 ▼	0.0	22.9
20 h		Mostly Cloudy	21.5	57	1014.2	8.0 ▼	0.0	21.5
21 h		Mostly Cloudy	20.5	60	1014.7	7.3 ▶	0.0	20.5
22 h		Partly Cloudy	19.8	61	1015.2	6.6 ▶	0.0	19.8
23 h		Partly Cloudy	19.0	63	1015.5	6.0 ◀	0.0	19.0








Long-term forecast

		 °C	 %	 hPa	 km/h	 mm/h
Mon	 Overcast throughout the day.	26.1 / 12.9	54	1018.7	12.3	◀ 0.0
Tue	 Clear throughout the day.	27.5 / 13.3	62	1016.3	7.5	▶ 0.0
Wed	 Clear throughout the day.	29.1 / 14.7	52	1013.2	8.2	▲ 0.0
Thu	 Clear throughout the day.	29.9 / 17.3	46	1011.5	7.6	▲ 0.0
Fri	 Possible drizzle overnight.	29.6 / 16.1	55	1014.2	14.0	◀ 0.1
Sat	 Mostly cloudy throughout the day.	20.2 / 13.7	71	1021.4	16.8	◀ 0.1
Sun	 Possible light rain overnight.	24.8 / 13.1	66	1018.5	7.7	▶ 0.0
Mon	 Mostly cloudy throughout the day.	27.5 / 14.1	62	1015.2	8.9	▼ 0.1



























Station averages

	 °C	 %	 hPa	 km/h	 mm/h	 °C
23 Feb	23.3 / 16.3	82.2	1009.7	5.0	2.4	24.2 / 17.0
24 Feb	27.9 / 17.1	73.3	1008.0	2.2	4.0	29.2 / 18.8
25 Feb	27.1 / 16.5	79.8	1007.6	3.0	4.1	29.7 / 17.4
26 Feb	27.2 / 15.4	72.4	1008.4	3.4	3.5	28.0 / 16.1
27 Feb	27.8 / 17.6	63.9	1008.3	2.9	0.1	28.1 / 18.5
28 Feb	24.2 / 16.7	72.9	1010.1	1.8	6.1	25.7 / 18.0
29 Feb	27.4 / 14.8	69.5	1016.0	1.1	0.0	28.2 / 16.0
1 Mar	29.0 / 17.2	57.6	1010.1	2.1	0.0	29.3 / 17.5
2 Mar	28.6 / 17.2	63.2	1008.7	2.8	0.0	29.4 / 17.9

Station extremes

	 °C	 %	 hPa	 km/h	 km/h	 mm/h	 °C
23 Feb	27.9 2019	100.0 2019	1014.8 2017	17.2 2020	35.4 2020	6.4 2017	29.9 2016
	13.9 2017	1.0 2017	1004.5 2019	-	-	-	12.8 2017
24 Feb	32.1 2019	98.0 2017	1014.4 2017	14.4 2020	33.8 2020	20.0 2016	33.7 2016
	14.1 2020	27.0 2019	1002.4 2019	-	-	-	12.0 2020
25 Feb	30.4 2019	99.0 2017	1012.8 2016	19.3 2016	43.6 2019	11.8 2016	32.8 2019
	14.9 2019	0.6 2017	1002.6 2019	-	-	-	12.3 2018
26 Feb	30.0 2019	97.0 2017, 2019	1013.6 2018	17.7 2018	41.8 2018	13.6 2016	30.9 2019
	12.4 2018	36.0 2019	1004.2 2019	-	-	-	9.7 2018
27 Feb	32.2 2019	97.0 2017	1014.2 2018	12.9 2016	27.4 2019	0.4 2017	31.5 2019
	14.9 2018	21.0 2019	1002.9 2019	-	-	-	15.9 2018
28 Feb	32.1 2019	96.0 2017, 2018	1016.6 2016	14.5 2018	32.0 2019	24.2 2018	33.2 2019
	13.8 2017	29.4 2019	1004.2 2019	-	-	-	14.7 2017
29 Feb	28.7 2016	96.0 2016	1018.5 2016	4.8 2016	11.3 2016	0.0 2016	29.5 2016
	14.7 2016	42.0 2016	1013.3 2016	-	-	-	15.9 2016
1 Mar	33.2 2019	90.0 2017	1015.4 2016	11.3 2016	19.4 2019	0.0 > 3 cases	32.9 2019
	15.6 2017	21.2 2019	1005.0 2018	-	-	-	16.3 2019
2 Mar	31.0 2019	96.0 2019	1012.4 2017	11.3 2016	25.8 2016, 2018	0.0 > 3 cases	33.5 2019
	14.4 2018	20.0 2016	1004.8 2019	-	-	-	14.2 2018

Almanac

					
24 Feb	05:59	18:44	765 min 	675 min 	
25 Feb	06:00	18:43	763 min 	677 min 	
26 Feb	06:00	18:42	762 min 	678 min 	
27 Feb	06:01	18:41	760 min 	680 min 	
28 Feb	06:01	18:40	759 min 	681 min 	
29 Feb	06:02	18:40	758 min 	682 min 	
1 Mar	06:03	18:39	756 min 	684 min 	
2 Mar	06:03	18:38	755 min 	685 min 